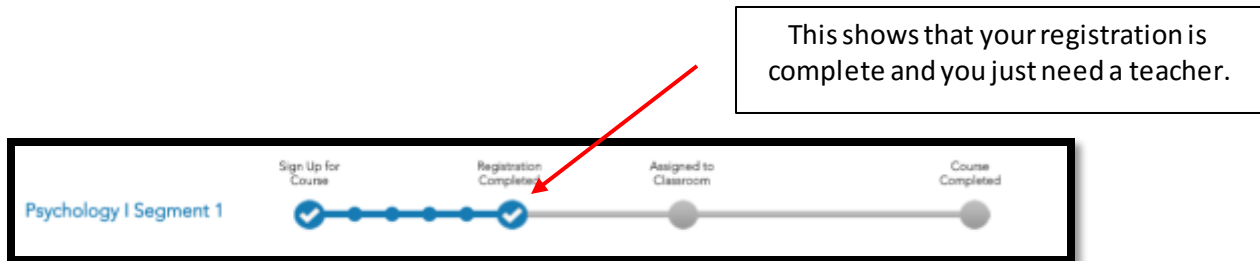


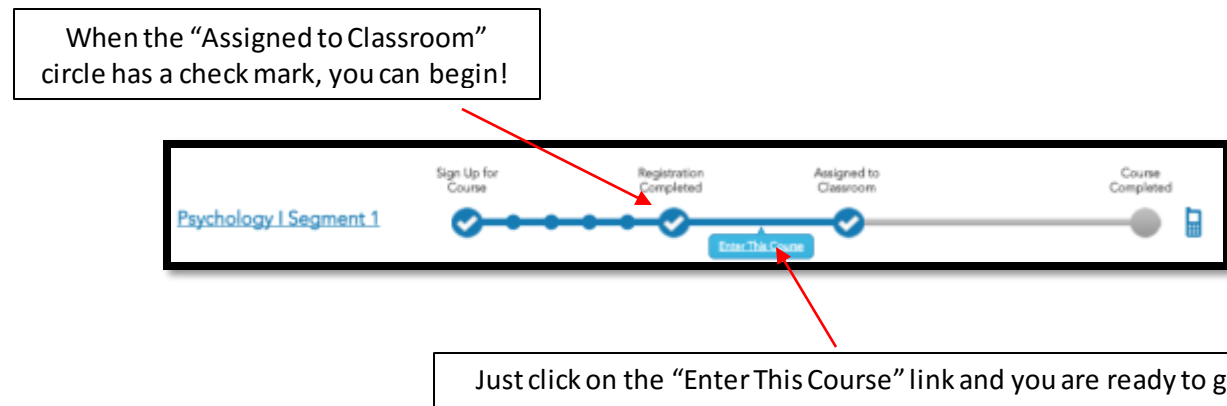
After Registering for an eSchool – What Next??

Most students will be enrolled in their virtual course within a few days of their requested start date (chosen during registration). It is important that you log into your account and check frequently, starting on your preferred start date, to determine when you have been assigned to a teacher. Once you have a teacher, you should start!

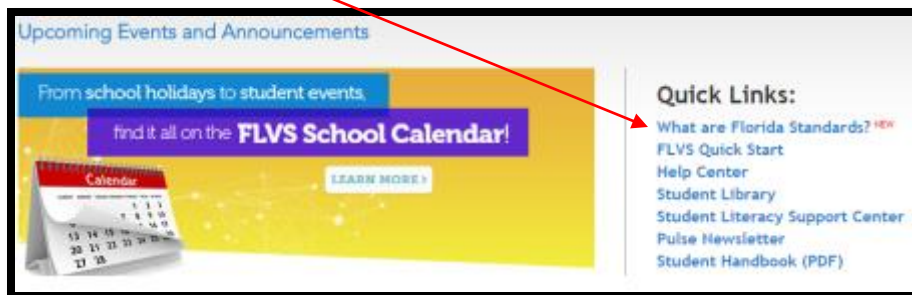
How will you know when you have a teacher? Your student dashboard (the page you land on when you log on) will show your progress in registration and classroom assignment. While you are waiting for a teacher, your dashboard will look like this:



You will not be placed with a teacher more than 1-2 days prior to your preferred start date. So, your dashboard could look like this for a while, depending on what date you said you wanted to start. When you have been assigned to a teacher, your dashboard will look like this.



What can you do while you are waiting? One of the best things you can do to prepare for your new online course, is to review the FLVS Quick Start Videos. Since eSchool and FLVS use the same technology, these videos will be helpful for all students. From your dashboard, just click on the link and enjoy!



When you start your course, be sure to check your email within the course because your teacher will send you an email within a few days of placement. It will contain information about how to stay enrolled and be successful in the course. You will also need to schedule a welcome call with each teacher right away. This can be done on the teachers announcement page by clicking on their calendar link.